

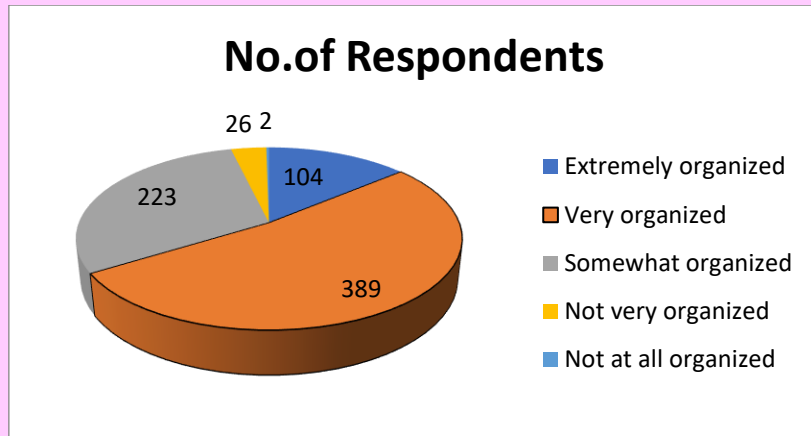
Students Satisfaction Survey 2021-22

INDEX

Students Satisfaction Survey 2021-22	1
Student's feedback on Curriculum	3
Student's feedback on Teaching Learning	4
Student's feedback on placement/internship opportunities	5
Student's feedback on Examination and Evaluation Process	6
Student's feedback on cocurricular, extracurricular activities	7

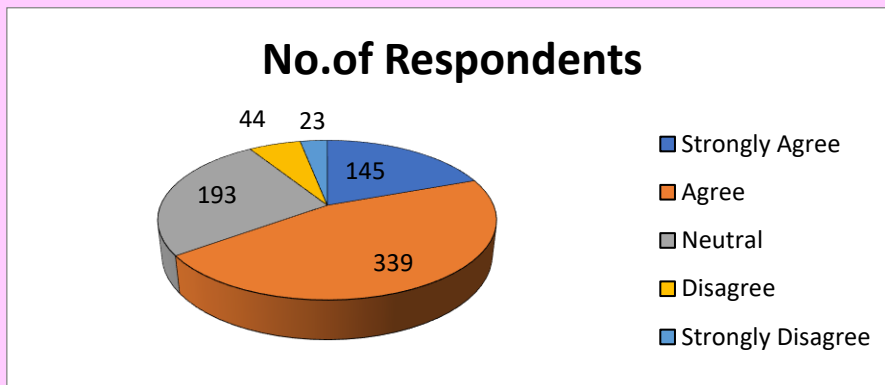
Student's feedback on Curriculum

1. How organized was the program in terms of the time frame, assessment and access to materials?



A significant majority of respondents (approximately 66.3%) perceived the program as either very organized (52.3%) or extremely organized (14.0%). Around 30.0% found the program to be somewhat organized

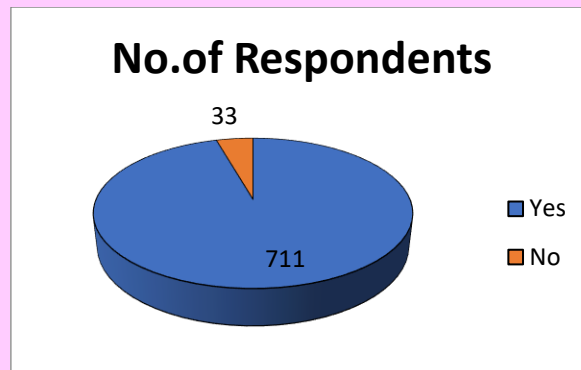
2. The present curriculum equips students with the skill sets & competence required on the job.



A substantial majority (around 65.1%) of respondents believe the current curriculum effectively equips students with the necessary job skills and competence. Approximately 25.9% hold a neutral stance, while a smaller segment (around 9.0%) disagree with this assessment.

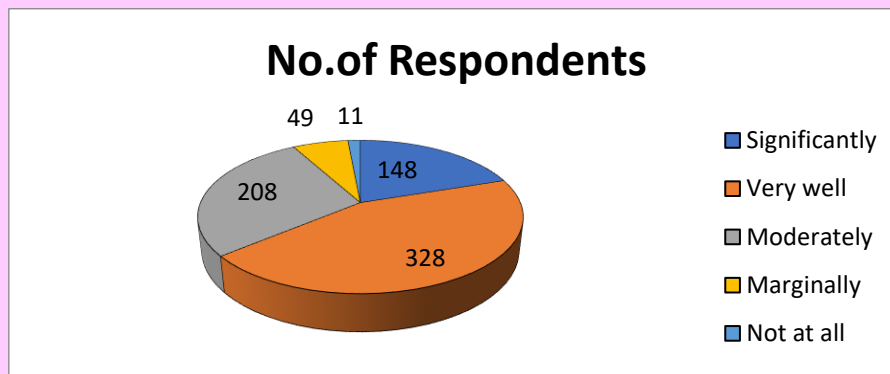
Student's feedback on Teaching Learning

1. The Teacher made use of adequate teaching-learning tools and materials to facilitate your learning process.



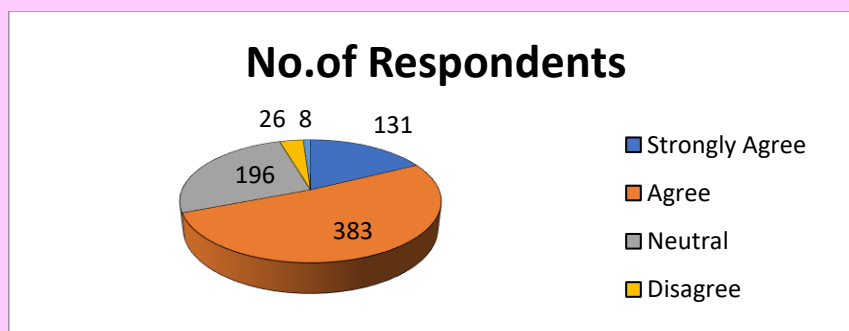
A vast majority (approximately 95.57%) of respondents agreed that the teacher used adequate teaching-learning tools and materials to facilitate their learning process. Only a small fraction (approximately 4.43%) disagreed.

2. The teaching and mentoring process under autonomy facilitates your cognitive, social & emotional growth.



A substantial majority of respondents (approximately 64.0%) believe that the teaching and mentoring process under autonomy facilitates their cognitive, social, and emotional growth significantly (19.9%) or very well (44.1%). Around 27.9% feel it does so moderately, while a smaller proportion perceive the facilitation as marginal (6.6%) or not at all (1.5%).

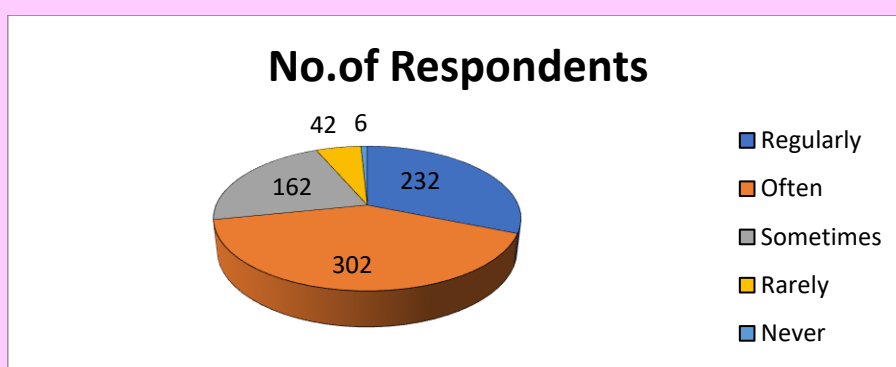
3. The teaching-learning process under autonomy has helped you in acquiring expected competencies and attaining the program outcomes.



A strong majority of respondents (approximately 69.1%) agreed (51.5%) or strongly agreed (17.6%) that the teaching-learning process under autonomy has helped them in acquiring expected competencies and attaining the program outcomes. Around 26.3% were neutral on this matter, while a small minority disagreed (3.5%) or strongly disagreed (1.1%).

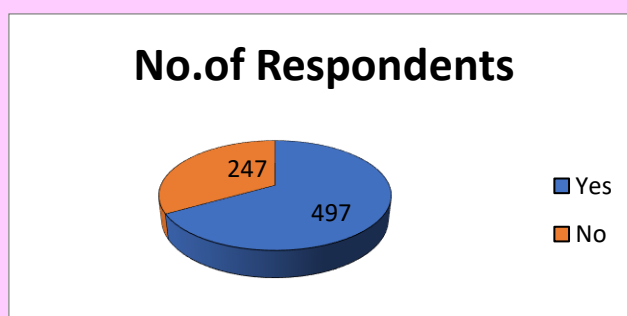
Student's feedback on placement/internship opportunities

1. The institute takes active interest in promoting Training and Placement support activities.



A significant majority of respondents (approximately 71.8%) believe that the institute regularly (31.2%) or often (40.6%) takes an active interest in promoting Training and Placement support activities. Around 21.8% feel this happens sometimes, while a small minority perceive it as rare (5.6%) or never (0.8%).

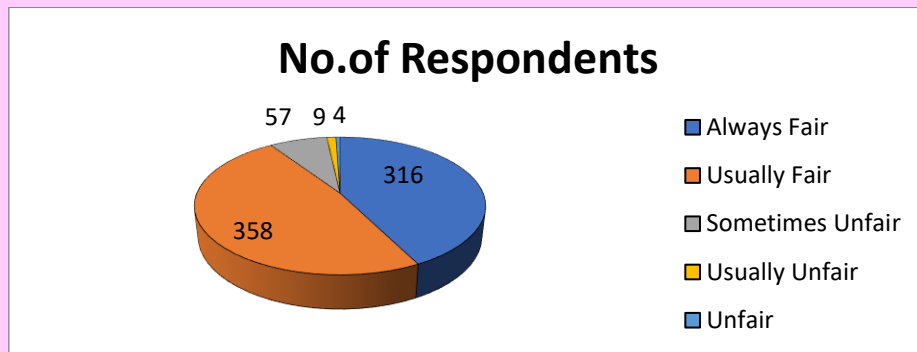
2. Are you satisfied with the internship assistance extended by the college?



A significant majority of respondents (approximately 66.8%) indicated satisfaction with the internship assistance extended by the college. However, a notable portion (approximately 33.2%) expressed dissatisfaction.

Student's feedback on Examination and Evaluation Process

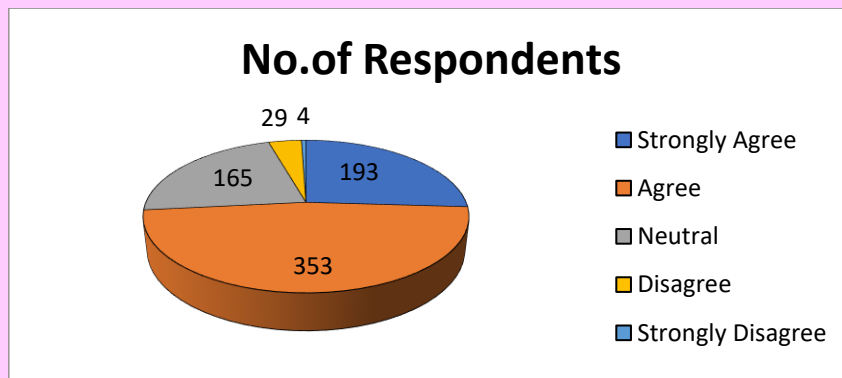
1. The Assessment & Evaluation process is _____



A large majority of respondents (approximately 90.6%) perceive the Assessment & Evaluation process as either always fair (42.5%) or usually fair (48.1%). A smaller proportion find it sometimes unfair (7.7%), while a very small minority consider it usually unfair (1.2%) or unfair (0.5%).

Student's feedback on cocurricular, extracurricular activities

1. Under Autonomy the Holistic development of students is assured through participation in Co-Curricular and Extracurricular activities.



A significant majority of respondents (approximately 73.3%) agree (47.4%) or strongly agree (25.9%) that under Autonomy, the holistic development of students is assured through participation in Co-Curricular and Extracurricular activities. Around 22.2% are neutral on this, while a small minority disagree (3.9%) or strongly disagree (0.5%).